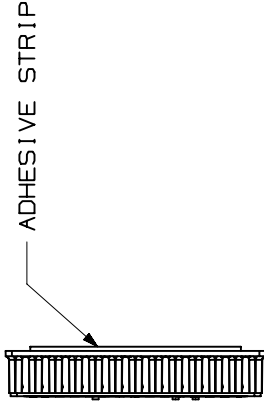
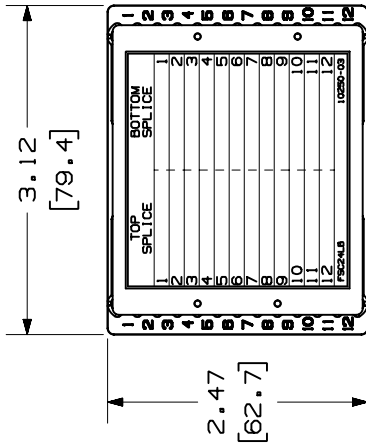


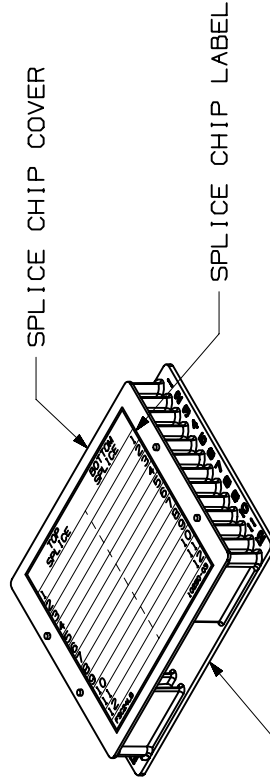
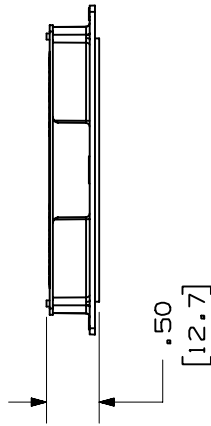
THIS COPY IS PROVIDED ON A RESTRICTED BASIS AND IS NOT TO BE USED IN ANY WAY DETRIMENTAL TO THE INTERESTS OF PANDUIT CORP.



PANDUIT PART NO.	WEIGHT
FSC24	0.138 LBS/EACH 62.6 g/EACH

**NOTES:**

- VISIT OUR ON-LINE CATALOG AT [WWW.PANDUIT.COM](http://WWW.PANDUIT.COM) FOR A CURRENT LIST OF PRODUCTS APPLICABLE FOR USE WITH THIS PART.
- COMPONENTS:
  - (1) MOLDED SPLICE CHIP
  - (1) SPLICE CHIP COVER
  - (1) SPLICE CHIP LABEL
  - (1) ADHESIVE STRIP
- DIMENSIONS IN PARENTHESIS ARE METRIC.



MODEL FILENAME V10250AE\_FSC24\_ASSY\_00.PRT

CAD FILENAME/LAYERS V10250AE\_DC\_00A.PRT

# PANDUIT

CORP. TINLEY PARK, ILLINOIS

24 POSITION FUSION SPLICE HOLDER  
FSC24  
CUSTOMER DRAWING

UNLESS OTHERWISE SPECIFIED, DIMENSIONAL TOLERANCES ARE:  
INCHES [METRIC - MILLIMETER] ANGLE  
X.X +/- 0.03 X.X +/- 0.8  
X.XX +/- 0.015 X.X +/- 0.4  
X.XXX +/- 0.005 X.XX +/- 0.13

UNLESS OTHERWISE SPECIFIED,  
ALL DIMENSIONS ARE GIVEN  
IN INCHES, THIRD ANGLE PROJECTION.

DRAWN BY TKW  
DATE 04-05-05  
CHK'D

MAT'L'S

SCALE 5/8

SEE NOTES

DWG NO. 10250-06

SIZE A

RELEASED TO PRODUCTION

10250-06

DATE 04-05-05

SEE NOTES

DWG NO. 10250-06

SIZE A

DESCRIPTION

ECN - R CUST SUP OTH

SEE NOTES

DWG NO. 10250-06

SIZE A

REV	DATE	BY	CHK
00	4/05/05	TKW	